



EU Children's Participation Platform

DEMOCRACY TOOLKIT

Your Guide to Making a Difference!





Ready, Set, Action! Welcome to Your Democracy Toolkit!

Hey there, future changemakers!

Welcome to your democracy toolkit— an action-packed guide to help you make a difference in your school, neighbourhood, or country!

What Can You Do with This Toolkit?



Solo Hero Mode

Use it on your own and tackle challenges at your own pace.



Team Up Mode

Share it with friends, classmates, or even your family to make a bigger impact.

There are cool activities like puzzles, doodles, and detective work—to help you become a Democracy Champion! Ready to take action? Let's turn democracy into your superpower!

You might have heard about fairness, voting, and speaking up... but **how often do you get to do something?**



That's why we made this **toolkit**—it's not just about learning democracy, it's about doing it.

This is your guide to becoming the hero of your own story (no cape needed, but you can totally wear one if you want). Whether you're solving mysteries as a Disinformation Detective, creating an Environmental Bill of Rights, or designing a cool poster, this toolkit shows you **how to turn big ideas into action.**





Ready, Set, Action!
Welcome to Your Democracy Toolkit!

Hey there, future changemakers!

Welcome to your democracy toolkit— an action-packed guide to help you make a difference in your school, neighbourhood, or country! Let’s turn ideas into action and make the world a better place.

You might have heard about fairness, voting, and speaking up... but how often do you get to do something? You might have heard about fairness, voting, and speaking up... but **how often do you get to do something?**



That’s why we made this **toolkit**—it’s not just about learning democracy, it’s about doing it.

What Can You Do with This Toolkit?



Message for parents,
teachers and facilitators

This toolkit includes a special page aimed for **parents, teachers and facilitators of future changemakers**. If you are interested to find out more how you can support your child, please click on the button below to find out.

To continue with this toolkit, click the button below



Team Up Mode

Share it with friends, classmates, or even your family to make a bigger impact.

...e puzzles, doodles, and detective work—to help
Champion! Ready to take action? Let’s turn
power!

This is your guide to becoming the hero of your own
story (no cape needed, but you can totally wear one
if you want). Whether you’re solving mysteries as a
Disinformation Detective, creating an Environmental Bill
of Rights, or designing a cool poster, this toolkit shows
you **how to turn big ideas into action**.





Ready, Set, Action!

Welcome to Your Democracy Toolkit!

Hey there, future changemaker!

Welcome to your democracy toolkit— an action-packed guide to help you make a difference in your school, neighbourhood, or country! It’s time to turn your ideas into action and make the world a better place.

What Can You Do with This Toolkit?



Team Up Mode

Share it with friends, classmates, or even your family to make a bigger impact.


Let's get started.

Ready to take action?
Let's turn democracy into your superpower!

You might have heard about fairness, voting, and speaking up... but how often do you get to do something? You might have heard about fairness, voting, and speaking up... but **how often do you get to do something?**



That’s why we made this **toolkit**—it’s not just about learning democracy, it’s about doing it.



This is your guide to becoming the hero of your own story (no cape needed, but you can totally wear one if you want). Whether you’re solving mysteries as a Mystery Information Detective, creating an Environmental Bill, designing a cool poster, this toolkit shows you how to turn big ideas into action.





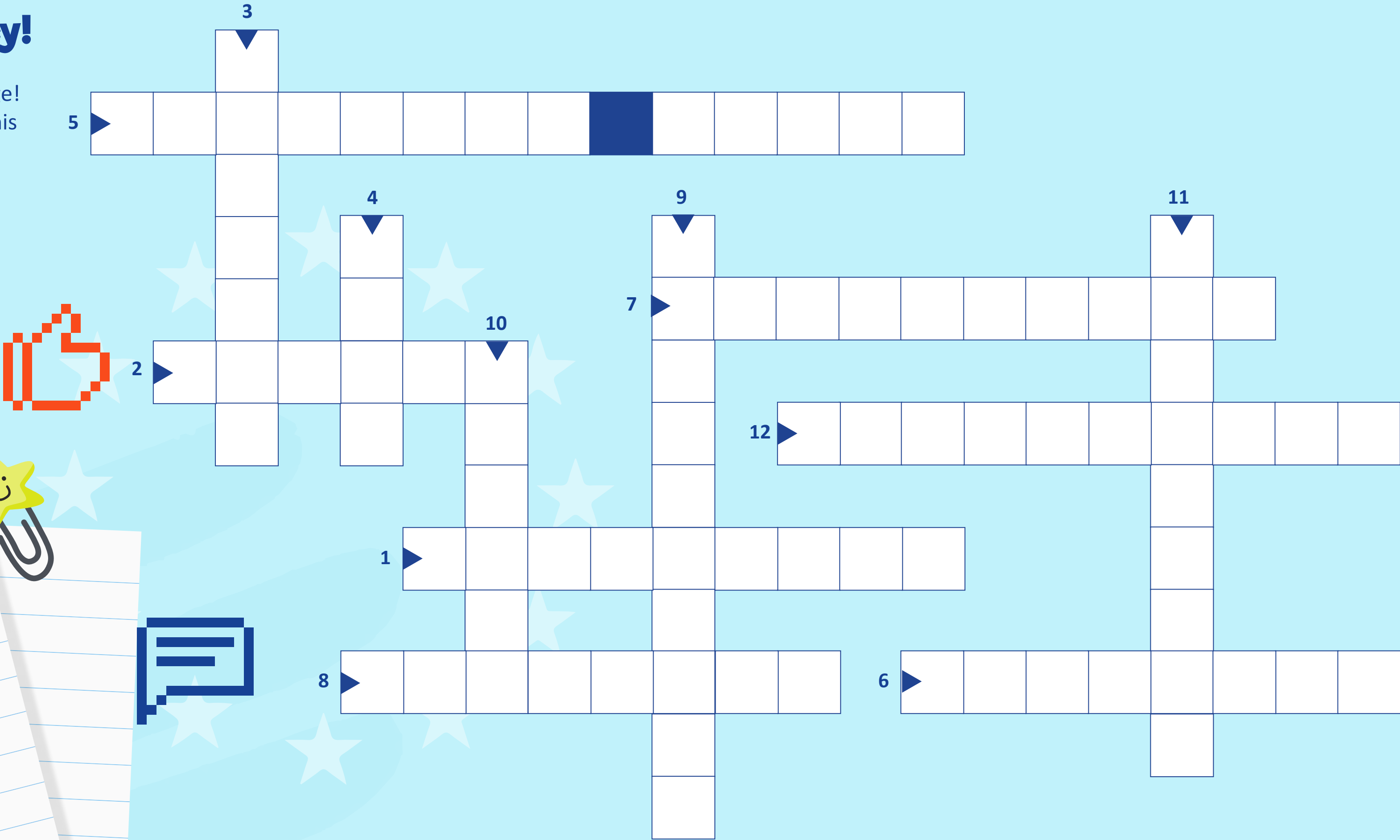


Activity 1

Crack the Code of Democracy!

Hello, Welcome to the Democracy Crossword Challenge! Get ready to uncover the secrets of democracy with this fun puzzle filled with cool clues and facts about your rights and responsibilities. Let's dive in!

Click on the button below to read the instructions and reveal the clues!



Why it Matters?

Democracy might seem tricky, but this crossword makes easier to learn about it. You'll pick up words like equality and freedom while boosting your puzzle-solving skills. Ready to crack the code like a true word detective? Let's go!



Activity 1

Crack the Code of Democracy!

Hello, Welcome to the Democracy Crossword Challenge! Get ready to uncover the secrets of democracy with this fun puzzle filled with cool clues and facts about your rights and responsibilities. Let’s dive in!

Click on the button below to read the instructions and reveal the clues!

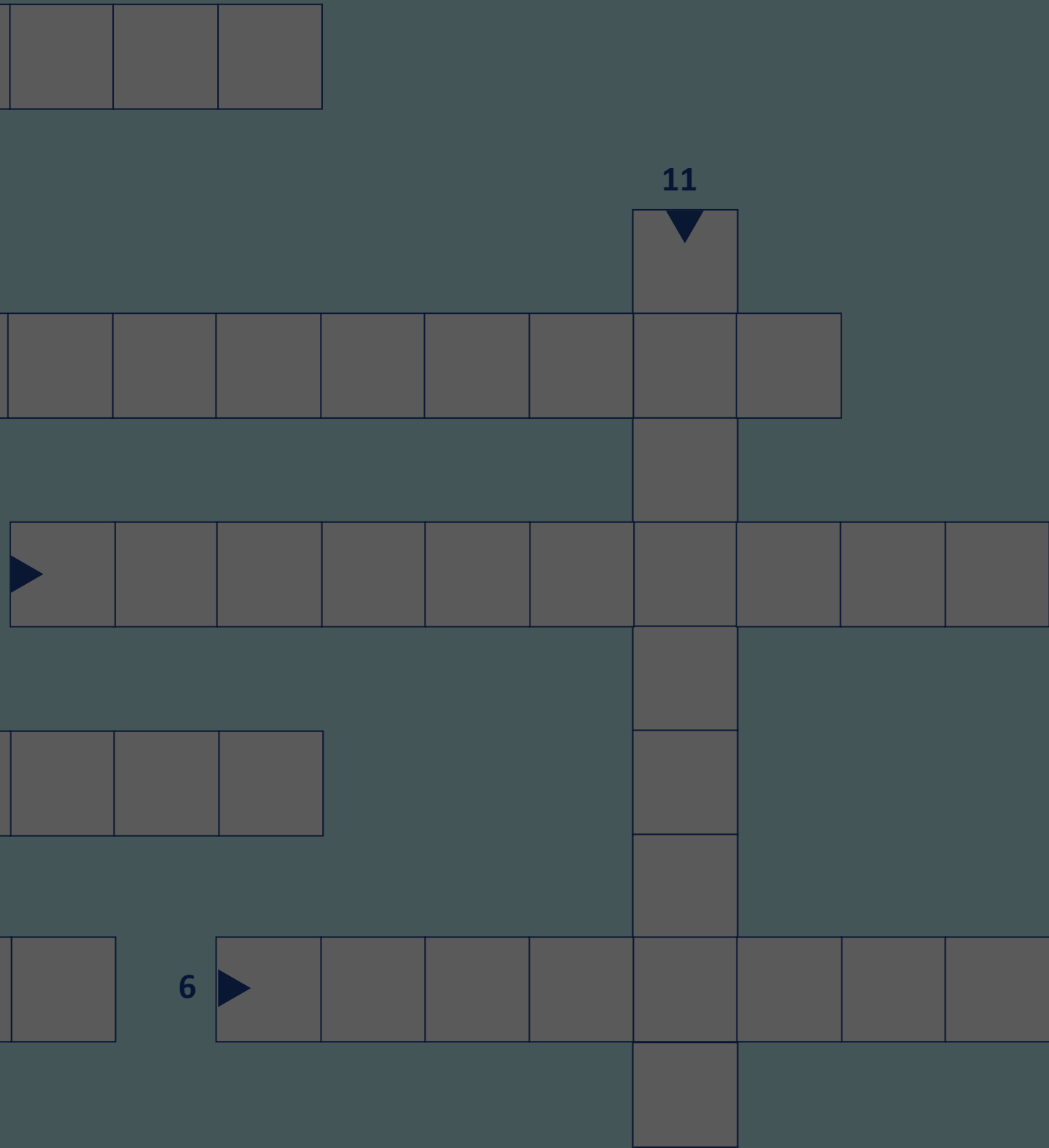
HOW TO PLAY

Why it Matters?

Democracy might seem tricky, but this crossword makes easier to learn about it. You’ll pick up words like equality and freedom while boosting your puzzle-solving skills. Ready to crack the code like a true word detective? Let’s go!

How to Play

- 1. **Read the Clues:** Look at each clue. They hint at words about democracy and your rights or responsibilities.
- 2. **Fill in the Grid:** Write your answers into the boxes. For example, if the clue is “Where everyone votes,” and the answer is “ELECTION,” fill in E-L-E-C-T-I-O-N. Remember, if it’s more than one word, don’t leave any spaces.
- 3. **Use the Tips:** Clues come with hints—like a rhyme or a starting letter. These are your secret weapons to solve the puzzle faster!






Activity 1

Crack the Code of Democracy!

1. What do we call a system where every adult gets a vote to choose their leaders?
(Tip: It starts with "demo-")
2. Your class decides what to have for lunch: pizza or spaghetti. What do you call this way of making a decision?
(Hint: It's how you pick by raising your hand.)
3. The right to share your thoughts with your teacher without being scared.
(Hint: It starts with "F" and means you can speak freely.)
4. In a democratic society, everyone is treated the same no matter where they come from. *(Tip: Opposite of unfair).*
5. This "big blue flag with stars" stands for countries working together
(Hint: Think Europe!).
6. You wrote to your mayor asking for a new park. What democratic action is this?
(Hint: It's a formal request that starts with "P.")
7. Children in Europe have this right to share their ideas through art, writing, dance or simply by speaking out
(Hint: It's in Articles 13-15 of the UNCRC and starts the letter "E").
8. The opposite of being silent about your ideas
(Hint: It starts with "S" and means sharing what you think.)
9. When others are speaking in a group discussion, it's your job to be kind and listen carefully.
(Hint: It starts with "R" and means being polite to those who are talking.)
10. A country famous for inventing democracy over 2,000 years ago
(Tip: Its flag is blue and white).
11. In a democracy, everyone works together like a team bounded together to make choices. What do we call this group of people?
(Hint: It starts with "commu-".)
12. Your school's student council is like a mini version of this democratic institution. *(Hint: It starts with "par" and is where leaders talk about making laws.)*

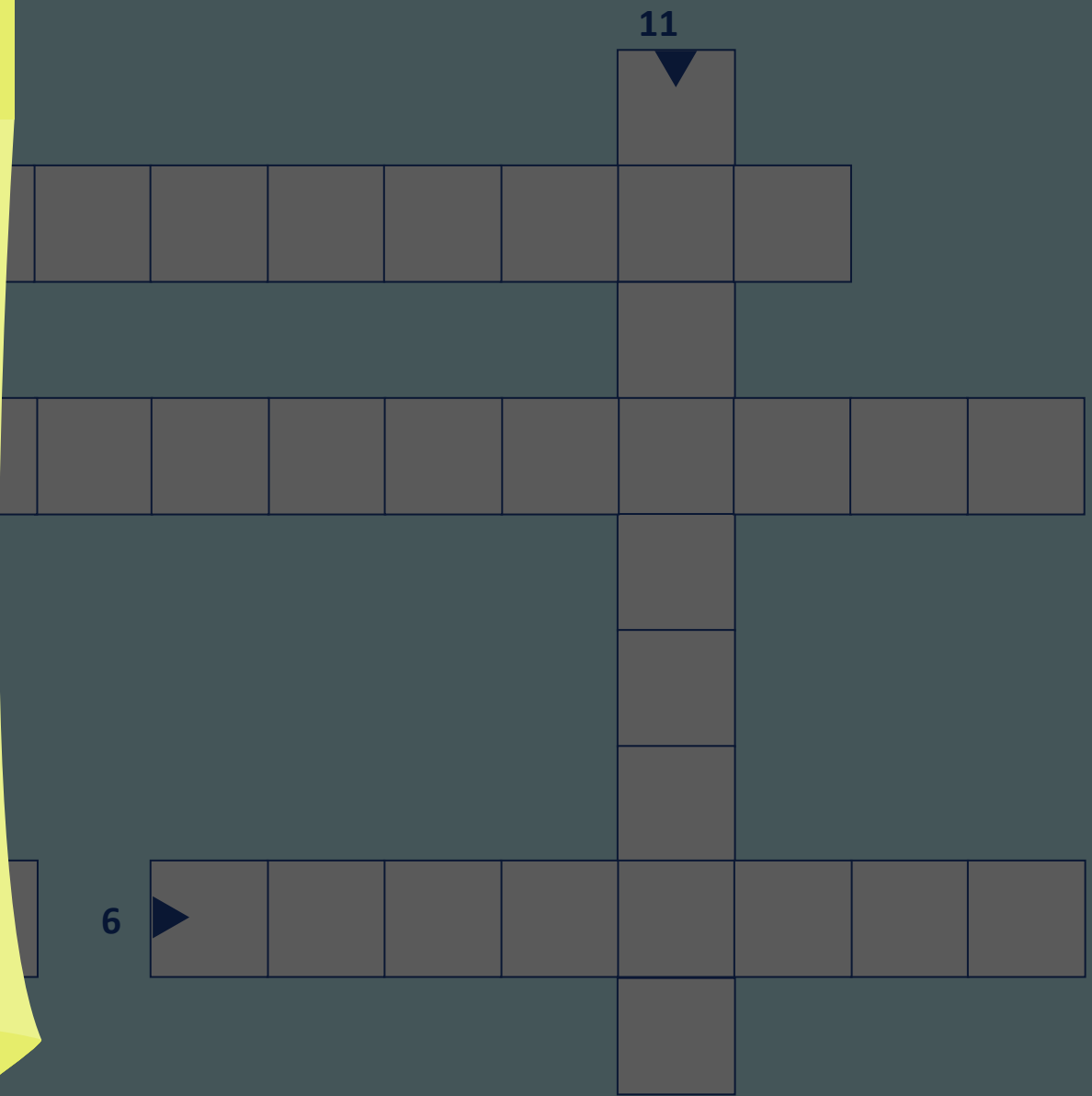




Activity 1

Crack the Code of Democracy!

- 1. What do we call a system where every adult gets a vote to choose their leaders?
(Tip: It starts with "demo-")
- 2. Your class decides what to have for lunch: pizza or spaghetti for lunch. What do you call this way of making a decision?
(Hint: It's how you pick by raising your hand.)
- 3. The right to share your thoughts with your teacher without being scared.
(Hint: It starts with "F" and means you can speak freely.)
- 4. In a democratic society, everyone is treated the same no matter where they come from. *(Tip: Opposite of unfair).*
- 5. This "big blue flag with stars" stands for countries working together
(Hint: Think Europe!).
- 6. You wrote to your mayor asking for a new park. What democratic action is this?
(Hint: It's a formal request that starts with "P.")
- 7. Children in Europe have this right to share their ideas through art, writing, dance or simply by speaking out
(Hint: It's in Articles 13-15 of the UNCRC and starts the letter "E").
- 8. The opposite of being silent about your ideas
(Hint: It starts with "S" and means sharing what you think.)



Great job completing the puzzle!

Did you know that understanding these words helps you become a stronger part of your community and world? Keep exploring how democracy works and how your voice can make a difference!

Do you still need help finding answers to some of the clues? The answers are included at the end of this toolkit.
Try to use this power wisely!



- 9. When others are speaking in a group discussion, it's your job to be kind and listen carefully.
(Hint: It starts with "R" and means being polite to those who are talking.)
- 10. A country famous for inventing democracy over 2,000 years ago
(Tip: Its flag is blue and white).

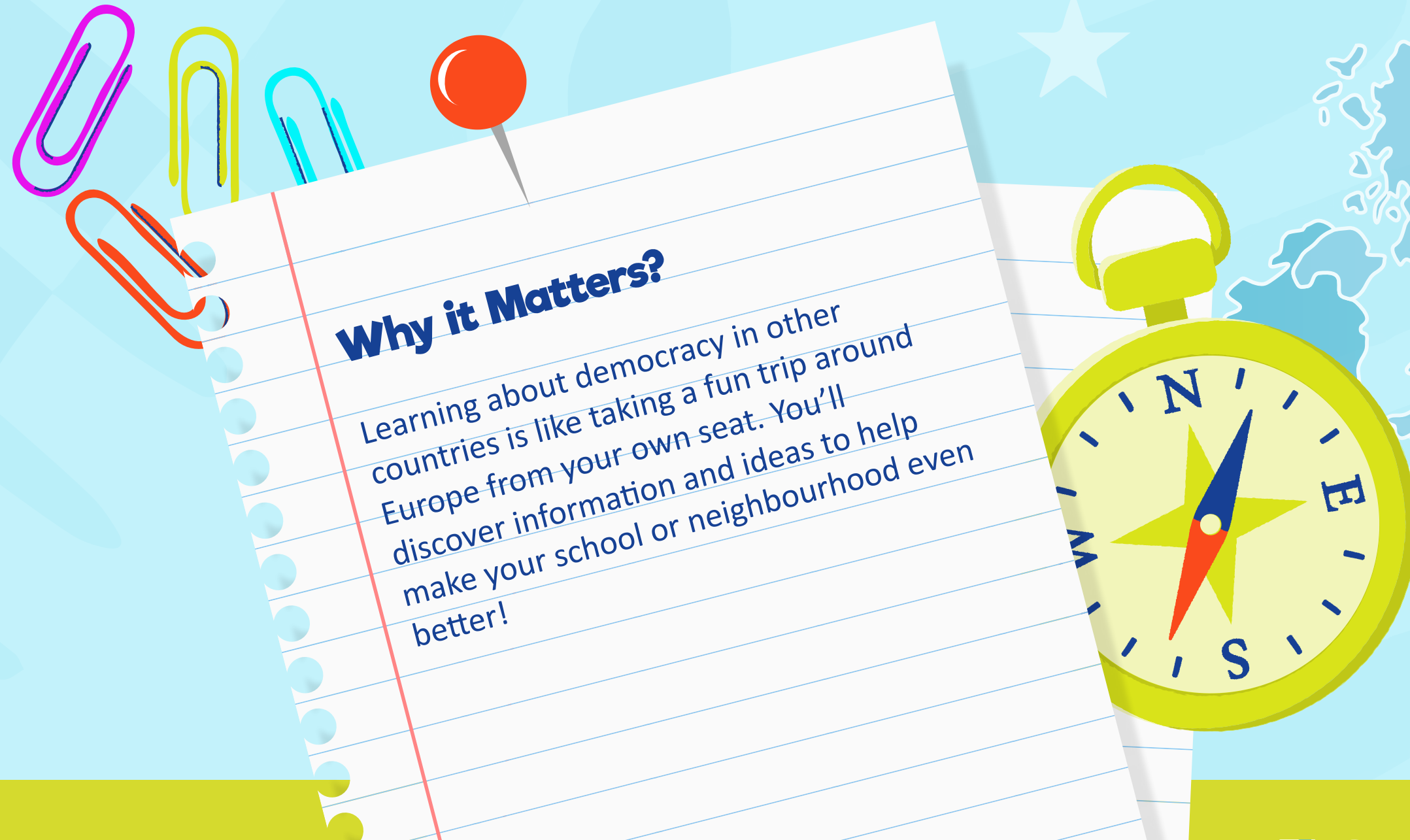

- 11. In a democracy, everyone works together like a team bounded together to make choices. What do we call this group of people?
(Hint: It starts with "commu-").
- 12. Your school's student council is like a mini version of this democratic institution. *(Hint: It starts with "par" and is where leaders talk about making laws.)*



Activity 2

Democracy Map of Europe

Click on the button below to read the instructions on how this map works



Why it Matters?

Learning about democracy in other countries is like taking a fun trip around Europe from your own seat. You'll discover information and ideas to help make your school or neighbourhood even better!





Activity 2

Democracy Map of Europe

Click on the button below to read the instructions on how this map works

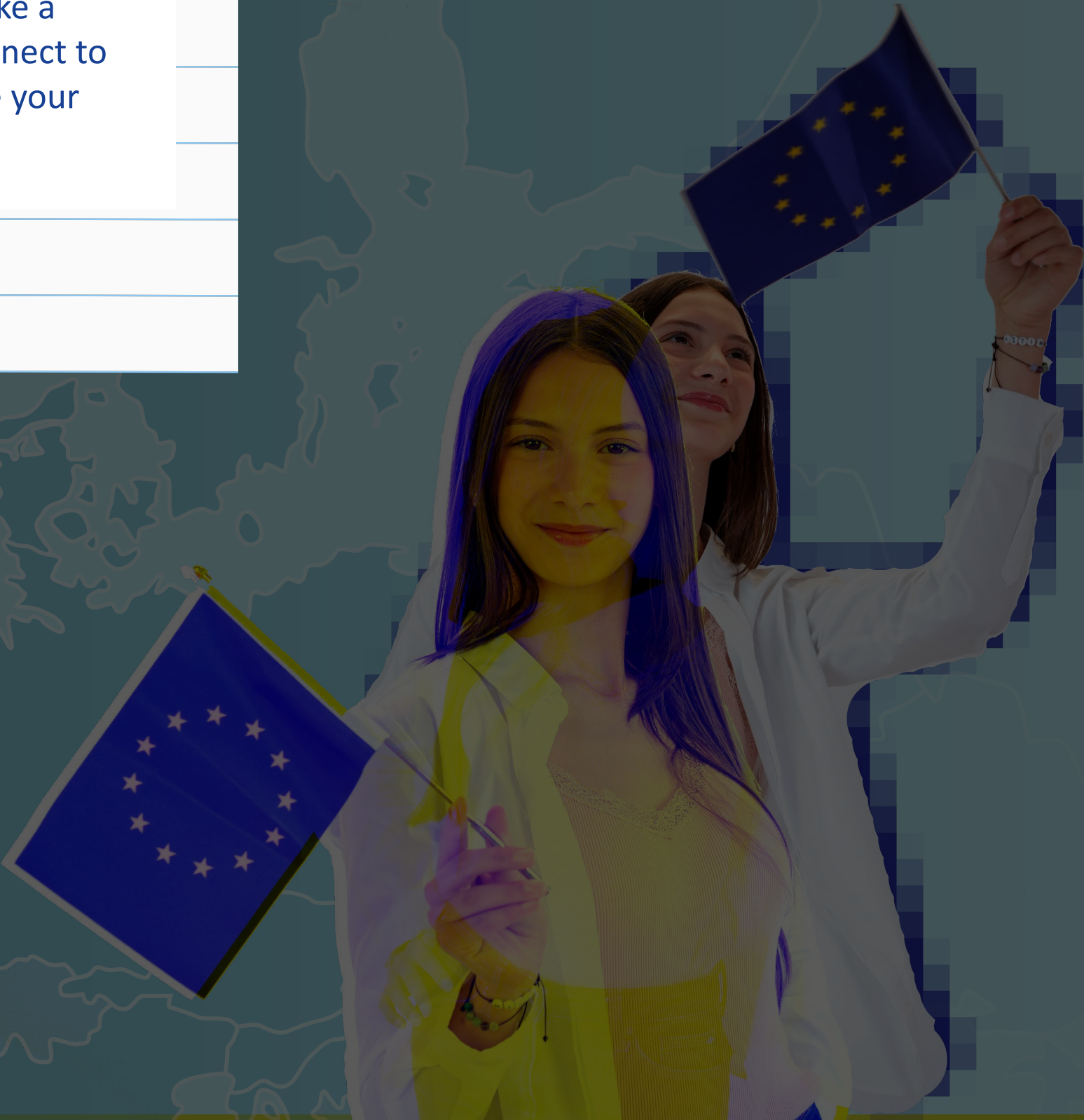
HOW TO PLAY

How to Play

- 1. **Explore the Map:** Look at each country and see how democracy works. Click the “Explore More” links to learn extra details.
- 2. **Pause and Reflect:** After reading a fact, take a moment to think. How does this story connect to your life? What ideas can you use to make your school or community better?

Why it Matters?

Learning about democracy in other countries is like taking a fun trip around Europe from your own seat. You’ll discover information and ideas to help make your school or neighbourhood even better!





Activity 2

Democracy Map of Europe

Select each country to learn interesting information. Please click on the yellow 'X' mark before viewing next country.






Activity 3

Democracy Bingo Challenge: Get Active for Democracy!

Click on the button below to read the instructions and reveal the bingo card!





Why it Matters?

Every task on the Bingo card shows you that you have the power to make a change and get involved. By completing these challenges, you practice being fair, kind, and working as a team—skills that help you build a better world. This isn't just a game; it's your chance to use your power to make a difference!



DEMOCRACY BINGO

Listen Up!	Group Decision-Maker	Classroom Council Rockstar
Play a game	Petition Pro	Problem Solver in Action
Future Change-Maker	Fair Play Referee	Letter to the Leaders



Activity 3

Democracy Bingo Challenge:
Get Active for Democracy!

Click on the button below to read the instructions and reveal the bingo card!

HOW TO PLAY

Why it Matters?

Every task on the Bingo card shows you that you have the power to make a change and get involved. By completing these challenges, you practice being fair, kind, and working as a team—skills that help you build a better world. This isn’t just a game; it’s your chance to use your power to make a difference!

How to Play

1. Complete Activities on the Bingo Card

Each square has a fun task that shows you how democracy works in real life. When you finish a task, tick off the square. The goal is to tick off as many squares as you can and shout “BINGO!”

2. Medium Challenges:

If you complete a Medium challenge, you get to tick off 2 squares (from either Easy or Medium challenges)

3. High-Level Challenges

Finishing a High-Level challenge earns you one of five special Democracy Champion Badges. Collect all 3 badges to become an Official Democracy Champion!

DEMOCRACY BINGO

Group
Decision-
Maker

Classroom
Council
Rockstar

Petition
Pro

Problem
Solver in
Action

Fair Play
Referee

Letter
to the
Leaders



Activity 3

Democracy Bingo Challenge: Get Active for Democracy!

Once you complete each challenge, tick it off. To stay on track, don't forget to save this PDF and keep your progress going!

Democracy Champion Badges

Collect all 3 badges by completing **high difficulty challenges** to become an Official Democracy Champion!



DEMOCRACY BINGO

Listen Up!

Ask a friend or family member what they would change in your school or community. Listen carefully to their ideas and take notes!

Group Decision-Maker

Help your classmates decide on a group activity. Listen to everyone's ideas before choosing.

Classroom Council Rockstar

Ask your student council about their plans and suggest one idea of your own.

Play a game

Step into the shoes of a national minister and experience EU decision-making by playing this simulation game.

Petition Pro

Want change at school? Create a petition! Whether it's for more recycling bins or a fun new book club, ask classmates to sign and present it to your teacher or principal.

Problem Solver in Action

If you see something unfair happening at school, talk to a friend about how to make it better. Bonus: Share your idea with a teacher!

Future Changemaker

Imagine you are president or prime minister of your country for a day. Write down three things you'd do to make it better in a letter and share it with others.

Fair Play Referee

Step in to make a game fair at recess or lunch. Use the phrase "Let's make this fair!"

Letter to the Leaders

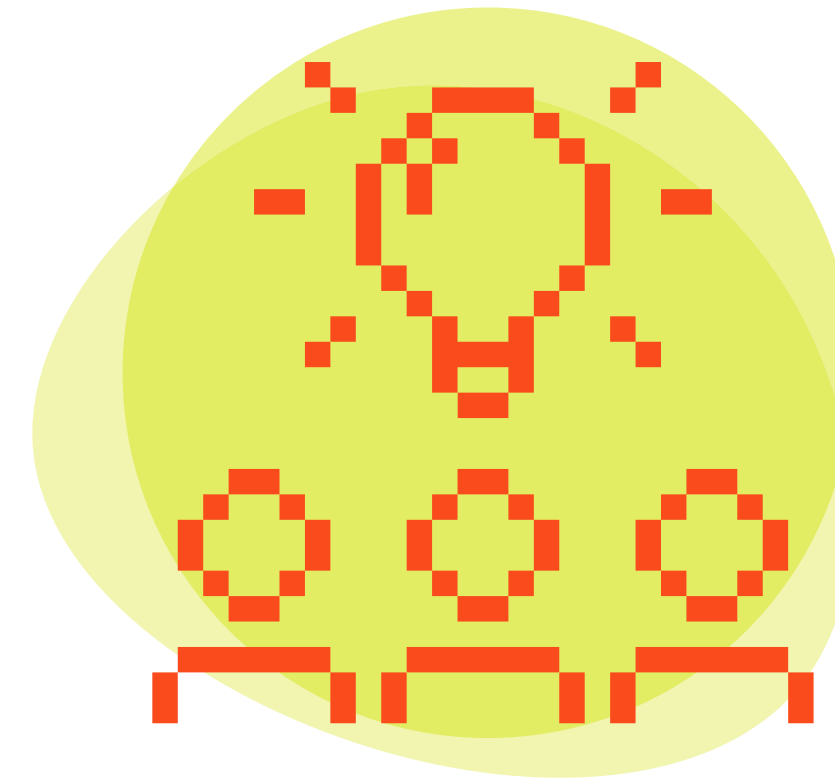
Write a letter to your school principal or local leader with one idea for improving your community.





Activity 4 Young Changemakers

Click on the button below to read the instructions and see your fellow change-makers!




#ChangemakersofTomorrow



Why it Matters?

Reading these inspiring stories of kids who've made a difference shows that change isn't just for adults—it starts with YOU. Each story gives you a chance to step into the shoes of a changemaker and try their ideas in your own life. Plus, who knows? Maybe one day YOUR story will inspire kids around the world!





Activity 4
Young Changemakers

Click on the button below to read the instructions and see your fellow change-makers!

HOW TO PLAY

Why it Matters?

Reading these inspiring stories of kids who’ve made a difference shows that change isn’t just for adults—it starts with YOU. Each story gives you a chance to step into the shoes of a changemaker and try their ideas in your own life. Plus, who knows? Maybe one day YOUR story will inspire kids around the world!

How to Play

- 1. **Read Their Stories:** Check out these inspiring stories about kids from around the world who made a real difference.
- 2. **Take the Next Step:** After reading each story, complete the activity linked to it. These activities will help you think about what you’ve learned and inspire you to take action in your own school, community, or home.
- 3. **Share Your Work:** Show your work to your friends, classmates, or family. Talk about your ideas and invite others to join you in making a difference!



Activity 4

Young Changemakers

Select each card below and read young changemakers' stories. There are some call to action waiting for you.





Activity 5

Disinformation Detectives: What is Disinformation?

Disinformation is false or partly true information that people share on purpose to trick others.

It can look like real news, but it's made to confuse or mislead. Disinformation can show up anywhere—on social media, in newspapers, on TV, or even in videos.

Discover more information about disinformation hiding in these folders. Then click 'Next' to continue




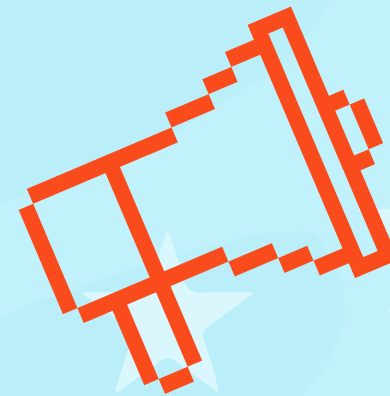
Activity 5

Disinformation Detectives: Uncovering the Truth!

Let's put your detective skills in use! Click the button below to read the instruction and enter the detective office.

Why it Matters?

There's a lot of tricky fake information out there, but this activity turns you into a truth-finding detective! You'll learn how to spot tricks, ask smart questions, and help others know what's true. Every time you uncover the truth, you make the world a smarter, fairer place.





Activity 5

Disinformation Detectives:
Uncovering the Truth!

Let’s put your detective skills in use! Click the button below
to read the instruction and enter the detective office.

HOW TO PLAY

Why it Matters?

There’s a lot of tricky fake information
out there, but this activity turns you into
a truth-finding detective! You’ll learn
how to spot tricks, ask smart questions,
and help others know what’s true. Every
time you uncover the truth, you make the
world a smarter, fairer place.

How to Play

- 1. Put on Your Detective Hat:** Get ready to investigate! You’ll read three short stories (or case files) and decide which ones are based on facts and which are disinformation.
- 2. Use Your Detective Tools:** Follow the step-by-step guide provided to analyse the headlines, check the details, and uncover the truth.
- 3. Solve the Case:** For each story, decide if it’s true or disinformation. Remember, there might be tricks, so think carefully before making your call!
- 4. Share Your Findings:** Once you’ve solved the cases, share your results with friends, family, or classmates. See if they agree with your detective work!
- 5. Become a Disinformation Fighter:** After solving the cases, review the “How to Respond to Disinformation” section. Use what you’ve learned to help others spot disinformation in real life.





Activity 5

Disinformation Detectives: Uncovering the Truth!

Click on each element presented on detective's pin board.
Read the instructions and make a verdict. Correct answer
can be found on 'Key answers page' at the end of this
toolkit.





Activity 5

Disinformation Detectives: Uncovering the Truth!

Click on each element presented on detective’s pin board.
Read the instructions and make a verdict. Correct answers
can be found on ‘Key answers page’ at the end of this activity.

How Can You Help Fight Disinformation?

Three Do's

Share only true information and check the facts before you post.

Teach your friends how to spot fake news.

Support news from **trusted, reliable sources**.

Three Don'ts

Don't share stories unless you **know they're true**.

Don't make fun of someone who believes a fake story—**be kind**.

Don't get tricked by headlines that seem too dramatic or scary.



Activity 5

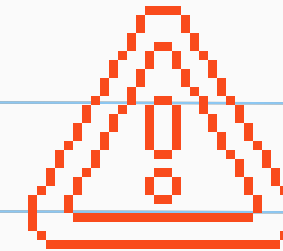
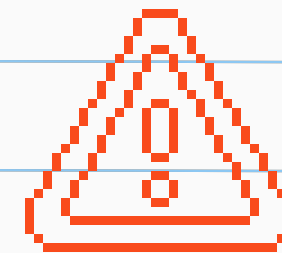
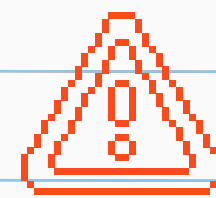
Disinformation Detectives: Uncovering the Truth!

Click on each element presented on detective's page.
Read the instructions and make a verdict. Correct answers
can be found on 'Key answers page' at the end of the activity.

Additional Resources for Disinformation Detective

Want to take your detective skills to the next level? Check out these resources to learn how to spot fake news and become a digital literacy expert:

- [How to Spot and Fight Disinformation](#)
This guide is packed with tips and activities to help you identify disinformation and stop it in its tracks.
- [Tackling Disinformation and Promoting Digital Literacy](#)
Learn smart ways to use the internet and become a champion of truth online.



SPOILER ALERT!

If you continue, you'll be able to see the key answers to all activities in this toolkit.

Are you sure you want to spoil the surprise?


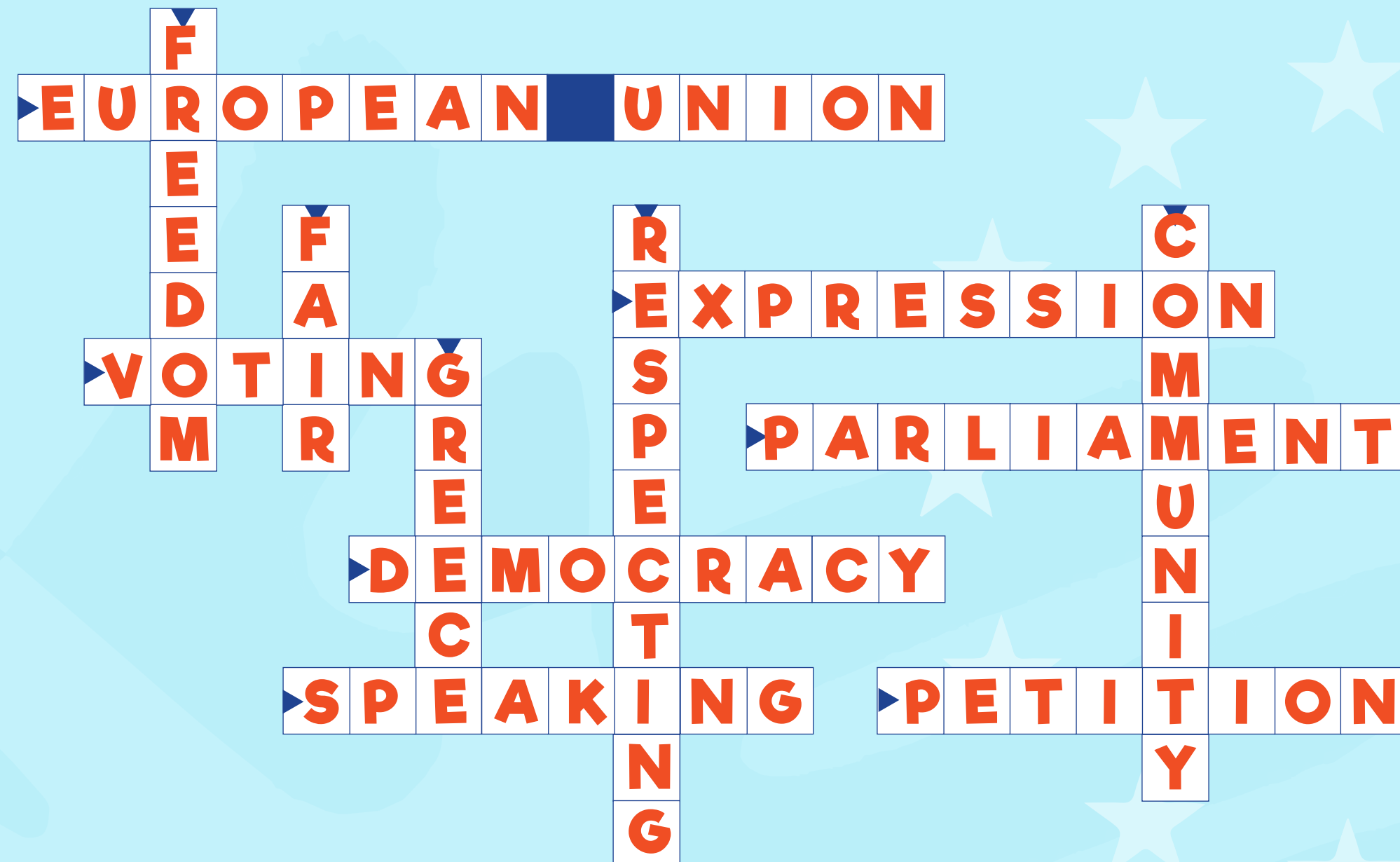




Key to activities



Crack the Code of Democracy!



Disinformation Detectives: Uncovering the Truth!

Verdict Case 1: Breaking: Eating Chocolate Daily Can Cure the Flu, Experts Say!

Disinformation

There's no scientific evidence that chocolate cures the flu. This claim is designed to get clicks and shares.

Verdict Case 2: Outrage: New Law to Tax the Air We Breathe!

Disinformation

The quote is fake, and there is no such law. This was made up to scare people and cause anger.

Verdict case 3: Ancient coin found by an 8 year old while playing at school's sandbox

True



This story is real because if you were able to search online, you probably found several trustworthy sources that explain the discovery and confirm the coin's authenticity.



EU Children's Participation Platform

YOU HAVE REACHED THE END



Don't forget to '**SAVE**' this PDF to make sure you won't lose your notes. You can always come back and continue at your own pace.





	Message to the Adults
	You are Their Biggest Cheerleader!
	Dear Champions of Future Changemakers,
	First of all, congratulations—you’ve just found a toolkit designed to spark something incredible in children aged 9 – 13 years! It’s tailored to empower kids to explore democracy and take ownership of their ideas. While the toolkit is for the kids, your support is essential! You’re encouraged to cheer them on, help out when needed, organise time and space in the classroom or at home, share the inspiration with others in your community and have fun with them. Your role is to, guide them as they learn about fairness, community, and active citizenship.
	To help you support the children, we will include specific guidance on how each of the five activities in this democracy toolkit can be facilitated by teachers, parents, and other adult mentors. These tailored ideas will show you practical ways to spark discussion, brainstorm ideas, and work together with the kids.

Select the activity icon to reveal how you can support them.





Select the activity icon to reveal how you can support them.

Message to the Adults

You are Their Biggest Cheerleader!

Dear Champions of Future Changemakers,

First of all, congratulations—you’ve just found a toolkit designed to spark something incredible in children aged 9 – 13 years! It’s tailored to empower kids to explore democracy and take ownership of ideas. While the toolkit is for the kids, your support is essential! You’re encouraged to cheer them on, help out when needed, organise time and space in the classroom or at home, share the inspiration with others in your community and have fun with them. Your role is to, guide them as they learn about community, and active citizenship.

To help you support the children, we will include specific guidance on how each of the five activities in this democracy toolkit can be facilitated by teachers, parents, and other adult mentors. These tailored ideas will show you practical ways to spark discussion, brainstorm ideas, and work together with the kids.

Final challenge for you

Make it your mission to share this toolkit. Pass it along to other parents, educators, or even your local community centre. Together, we can inspire a generation of kids who are ready to listen, learn, and lead.

The stage is set, and they are ready to shine - thanks to YOU!

